

“Strong Fence”

Tough, long life industrial fencing



Traditional Timber appearance with Composite Technology, for industrial, agricultural, commercial, farming and domestic fencing applications

Benefits

- Interlocking fixing system
- No fixings required
- Quick and easy to erect
- All weather surface
- No maintenance
- Uses standard slotted concrete posts
- Soundproofing for motorways



Ideal for new installations or for replacing existing fencing

“Strong Fence” Wood Plastic Composite

One side:
Timber embossed surface



Other side:
Smooth sanded surface



Unique interlocking plank system



“Strong Fence” . . fencing for the future

“Strong Fence” is a new and innovative ECO friendly, long lasting fencing system. The planks are made from WPC (Wood Plastic Composite) which has the advantage of being strong, long lasting, non rotting and maintenance free.

The “Strong Fence” Interlocking planks are able to be cut to length, to fit existing post centres when replacing old fencing; or for new* fencing installations making “Strong Fence” a cost effective choice.

“Strong Fence” is an ideal solution for commercial and industrial perimeter fencing, animal containment in farming, domestic garden fencing, and for larger gardens for screening and separating areas. “Strong Fence” can be installed at areas where noise pollution needs to be managed, such as highways, private housing, industrial units, generator compounds, waste disposal facilities, whilst retaining a traditional aesthetic appearance. “Strong Fence” is an ideal solution in the farming - agricultural and livestock market and is ideal for stock proofing, sub division and setting boundaries for sheep, pigs goats etc.

The height of “Strong Fence” can easily be chosen by how many planks are used ie: 8 x 225mm planks creates a fence height of 1.80m. (please consult us regarding plank length specifications).

*Standard concrete posts are readily available for, Intermediate, 3 way, 4 way, corners and stop ends.




Typical steel gate posts can be cemented in separately

Composite (WPC) long life fencing



“Strong Fence” planks fit all standard concrete posts



Profile of “Strong Fence” plank and post, viewed from above



Concrete post cemented into position in the usual way



“Strong Fence” is perfect for commercial property perimeter fencing

“Strong Fence” for domestic applications



STRONG FENCE

Ardleigh House
Kelvedon Road
Little Braxted
Essex CM8 3LE

tel: 01621 892044 or 01255 423601
mob: 07889 226000
fax: 01255 435426
email: colin@burns4252.freeserve.co.uk

Ideal for new installations or
for replacing existing fencing